

Tane Mitirangi
The talking Tui



Zalymin
Flaxmere School.

Tane Mitirangi
(The Talking Tui)

Tama-te-Rangi from the Rangiahua Marae is a descendant from the following Whakapapa: -

Kahungunu = Rongomaiwahine
Kahukuranui = Tuteihonga

Ruapani-Pakura = Hinemanuhiri

Rakaipaaka

Tama-te-Rangi

Makoro

Hingaanga

Papuni

Pare-Ora

The above five were well known as Te Tokorima a Hinemanuhiri

Tama te Rangi was born a warrior and saw fighting in his early years at Waerenga-a-Hika and migrated peacefully with his parents to Marumaru. Tama te Rangi was involved in "the battle of the talking tui" Tane Mitirangi of which the name of the marae at Hurumua is now known.

This remarkable bird possessed more intelligence than any human being as it could not only repeat powerful karakia (incantations) but also bewitch anyone at the will of its owner.

During the battle Tama te Rangi and his people became victorious and gained control over both sides of the Wairoa River. He settled in this district and a marae has been built at Rangiahua in his name and the famous words that he quoted are portrayed on the gateway of the marae.

"He ao te rangi ka uhia a ma te huruhuru te manu ka rere ai."
(It requires clouds to clothe heaven and feathers to make a bird fly)

The moral of this proverb is :- "Be prepared for all occasions."

The Ngai-Tairas lived in their pa, named Hore-hou, at Hurumua. The chief, Iwi Katere, owned the tui, which warned of approaching enemy warriors and reputedly, could make the tribe's crop grow faster than any patented product of today.

The Ngarengares lived nearby - above the present Turiroa cutting. They decided that they would like the bird to encourage their crops as even green-fingered members of the tribe had not been having much luck.

So the Ngarengares went to the Hurumua sub-tribe to ask for the bird. But the bird, Tane-miti-rangi, was not for hire.

Something must have been wrong with the bird's enemy warning device, for the Ngarengares crept up to the Ngai-Taira's pa and snatched the tui. The owners gave chase.


They met at Turiroa and the battle started. (Pupils re-enacting the brawl were armed with a varied collection of weapons. Just how they could tell friend from foe was another thing.)

Anyway, there was no doubting the two opposing tribes knew who to fight. A frightening battle took place, with club, sticks and stone hatchets doing their work.

Apparently the devil looked after his own in this instance, for the Ngarengares won the bout and left quickly to get the bird to cast spells on their crops. But not everything went the Ngarengares' way.


The Tane-miti-rangi would not work for them and the angry young tribe slaughtered it. Revenge being sweet for most people, the Ngai-Tairas were far from happy. They banded with the Takaipaaka sub-tribe and set off to the Ngarengares' pa.

Victory was theirs this time and they drove the Ngarengares to Central Hawke's Bay.



Jazercise

Te Whakakori-a-Tinana

Tape on 

Body parts in Maori and English.

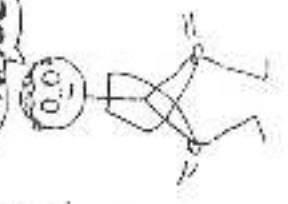
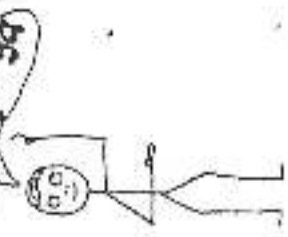
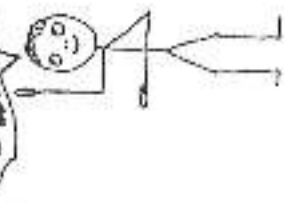
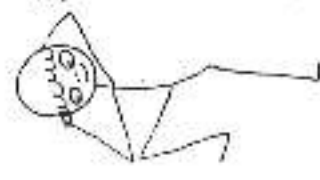
Form a circle

Teacher calls and demonstrates

Children repeat and do action

- Mahinga - head
- Pakihiwi - shoulders
- Puku - stomach
- Hope - waist
- Waewae - leg / foot
- Ringaringa - arm / hand
- Pona - knee
- Matimati - finger
- Tuke - elbow
- Uma - chest
- Kumu - bottom

Use a variety of interesting actions



Taringa - ear
Whatu - eye
Ihu - nose
Waha - mouth

Tape on ♪

Form a circle.

Teacher calls and demonstrates

Children repeat and do action

Movements / language

Location

Create a variety of actions

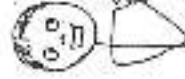
ki runga: up
ki raro: down
ki mua: in front
ki muri: behind
ki raro: in
ki waho: out
ki waenganui: in the middle
ki te taha: to the side
ki te taha matau: to the right
ki te taha mauī: to the left

ki runga
- up



clapping -

ki te taha
- to the side



clicking
fingers -

Action words

hikoi - walk

pekepeke - jump

hitoko - hop

omaoma - run

pakipaki - clap

tahi, rua, toru whana -

kanikani - dance

hurihuri - turn

haere ki mua - go forward

hoki ki muri - go back

one, two, three kick.

Te Whakakori-a-Tinana. Jazercise

upoko: head pakihawi: shoulders ringaringa: arms waewae: feet

WARM UP

upoko upoko hurihuri

pakihawi pakihawi hurihuri

ringaringa ringaringa hurihuri

waewae waewae hurihuri

HIGH-INTENSITY

oma: run peke: jump hitoko: hop
pakipaki: clap whana: kick
ki mua: front ki muri: back

ki runga: up ki raro: down taha: side

omaoma
pekepeke

peke ki mua
peke ki muri
ki mua ... ki muri

omaoma
hitoko
omaoma
pakipaki

hitoko hurihuri

omaoma
pekepeke

pakipaki ki runga
ki raro

omaoma

"tahi rua whana x 4

peke ki te taha
peke ki te taha
taha ki te taha

SPOTLIGHT

"Omaoma

"Penei tamariki ma

"Omaoma

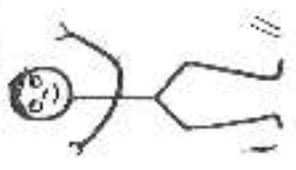


is a useful phrase
at this point.

Children are given a chance to show an action they have thought of
either individually, paired, or in groups.


Chants

E peke, e peke
Tahi, rua, toru wha x3




peke: jump.

E peke whakamua
E peke whakamuri
E peke ki te taha
E peke e.




Jump forwards
+ backwards
Side to side.

Ki runga, ki runga
tamariki ma
Ki raro, ki raro
tamariki ma.



Jump high + low.

Ki runga, ki runga
Ki raro, ki raro
E huri, e huri
Pakipaki e.



Jump high +
low
Turn
Clap.

TANE - MITIRANGI

YO-Y3

KEY WORDS

Talking marae
Tui warrior
Whakapapa - Geneology

PHYS. ED TE REO KORI

Refer to Te Reo Kori-Vol. 1
Kimihia Resource N. Naden.
Sheets enclosed for these activities.

LANGUAGE TE REO

Tama te-Rangi was born a w...
and saw f...g in his early y...s.
He was involved in the h...e of the
Talking T...

(warrior, fighting, years, battle, Tui)
Write a simple acrostic poem, use one letter
of the word for each line like this-

Mahana	Beautiful
Atahua	Individual, idea
Nekeneke	Radiant, robust
U-u-u-ai-ai	Divine

Te Whakakori-a-Tinana

Wazzarise te w...
Waka Up
Haka Taranaki
Spatiality
Waka Aotahi
Waka Aotahi

SOCIAL STUDIES TIKANGA-A-IWI

You may like to visit the Rangiahua
Marae, Wairoa. Notify marae
committee well before time.

TECHNOLOGY HANGARAU

Make up a bird bath out of natural
resources using flax, sticks, stones,
sand and pebbles.

SCIENCE PUTAIAO

Visit a bird sanctuary or White Pine Bush.
Contact your local Department of
Conservation for information

VISUAL ARTS

ARTS ~ My Own Art Gallery.
Draw pictures of the Kiwi, Fantail, a Karaka Tree and a Rata Tree

Dance, Drama & Music ~
Make up a short story and act it out. Children dance to the "Bird Dances"
Words and tape in Maori in Te Reo Kori Resource, Kimihia Resources.

TANE MITIRANGI THE TALKING TUI

Y4-Y6



PHYS. ED.
TINANA KORI

LANGUAGE TE REO

CLOSE READING QUESTIONS

1. Who is the person in the story?
2. Who are the other characters?
3. What was the bird in the story?
4. What was so special about the bird?
5. What effect did it have on people?

CLOSE

Fill in the gaps with the correct word from the list below.

*descendant, Kahungunu, warrior
Rangiahua, Rongomaiwahine,
early, Wairenga-a-Hika*

Tane Mitirangi from _____ Marae is a
_____ from the _____
and _____ Whakapapa.
He was born a _____ and saw
fighting in his _____ years at _____

MAKE A POEM USING WORDS FROM THE STORY

SCIENCE PUTAIAO

Write to the Department of Conservation and find out about some of our endangered birds. Find out why they are endangered and how you might be able to help. Make a list of the many ways in which people cause problems for endangered birds.

TECHNOLOGY IANGARAU

Make a bird bath using natural resources
i.e. driftwood, flax, stones, pebbles, dried branches

TIKANGA-A-IWI

VISIT THE HAWKE'S BAY
MUSEUM OR PANDORA
WALKWAY, NAPIER

ART - Using flour or glue mixed with paint, make up a finger painting mixture and make a background for the birds. Use violet, blue and yellow for the sky and two shades of green for the plants. After it has dried go back and put in details and outline sections with black pastel. Then make the birds out of bright paper and glue them on top. You could also make some birds out of ordinary paper and do rubbings over different objects such as bark or fabric to get a texture effect for the birds wings.

MUSIC - DANCE - DRAMA - Maybe a visit to White Pine Bush where the children sit quietly and listen to the different bird calls and identifying them.

Make up a simple bird song linking in the different bird sound effects i.e. whistling, rambling, fluttering etc

Introduce the "Bird Dance" in Maori - refer to Te Reo Kori Resource Kit Vol. 1 Kimihia Resources - Ngarangi Naden

Write your own play for this story. You will need a narrator to introduce the story and comment from time to time. Also wind, river, three birds, fishermen and sandflies. Make props etc. for your background